



**MLC Semester 1 Physics
Examination, 2011**

Question/Answer Booklet

PHYSICS

Stage 3

Please place your student name in this box

Time allowed for this paper

Reading time before commencing work: ten minutes: 10 minutes
Working time for paper: three hours: 3 hours

Materials required/recommended for this paper

To be provided by the supervisor

**This Question/Answer Booklet
Formulae and Constants Sheet**

To be provided by the candidate

Standard items: pens, pencils, eraser, correction fluid, ruler, highlighters

Special items: non-programmable calculators satisfying the conditions set by the Curriculum Council for this course

Important note to candidates

No other items may be taken into the examination room. It is your responsibility to ensure that you do not have any unauthorised notes or other items of a non-personal nature in the examination room. If you have any unauthorised material with you, hand it to the supervisor before reading any further.

STRUCTURE OF PAPER

Section	No. of questions	No. of questions to be attempted	No. of marks out of 180	Proportion of examination total
A: Short Answers	13	ALL	54	30%
B: Problem Solving	6	ALL	90	50%
C: Comprehension and Interpretation	2	ALL	36	20%

INSTRUCTIONS TO CANDIDATES

1. The rules for the conduct of Western Australian external examinations are detailed in the *Year 12 Information Handbook 2010*. Sitting this examination implies that you agree to abide by these rules.
2. Write answers in this Question/Answer Booklet.
3. You must be careful to confine your responses to the specific questions asked and to follow any instructions that are specific to a particular question.
4. Working or reasoning must be clearly shown when calculating or estimating answers.
5. Spare pages are included at the end of this booklet. They can be used for planning your responses and/or as additional space if required to continue an answer.
 - Planning: If you use the spare pages for planning, indicate this clearly at the top of the page.
 - Continuing an answer: If you need to use the space to continue an answer, indicate in the original answer space where the answer is continued, i.e. give the page number. Fill in the number of the question(s) that you are continuing to answer at the top of the page.

SECTION ONE: Short Answer**54 marks**

This section has **thirteen (13)** questions. Answer in the spaces provided.

Suggested working time: 50 minutes.

Question 1

Suppose you have two iron bars that look identical. One is a magnet and the other is an ordinary iron bar. By not using anything else besides these two bars, what could you do to tell which was the magnet? **Note: You are only permitted to observe interactions between the two bars.**

Hint: Draw the field around the bar magnet.

[3 marks]

**Question 2**

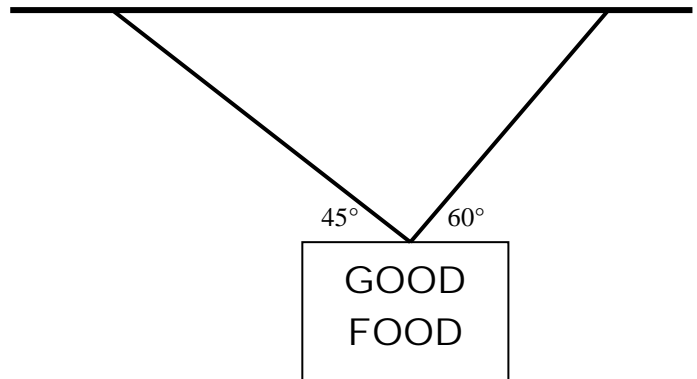
A man fires a bullet horizontally from a pistol held in his left hand, while simultaneously releasing another bullet held in his right hand at the same height. Which bullet hits the ground first? Explain your answer (ignore air resistance).

[4 marks]

Question 3

An advertising sign outside a shop is suspended by two wires from an awning as shown in the diagram below. Given that the sign has a mass of 6.45 kg, calculate the magnitude of the tension in each wire.

[4 marks]

**Question 4**

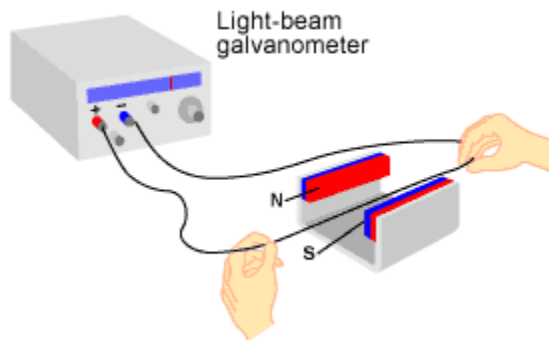
Draw a diagram below showing the theoretical trajectory of a projectile through the air, contrasted with the actual trajectory you would expect if air resistance is taken into account. On your diagram, highlight three differences between the two trajectories.

[4 marks]

Question 5

As part of an investigation into electromagnetic induction, a student used a length of wire to cut perpendicularly through a magnetic field, moving the wire at a steady speed of 40 cm/sec. He noted that the galvanometer attached to the ends of the wire showed a current of 2.3 mA. The total resistance of the circuit was 850 m Ω . From the diagram below, estimate the effective length of wire that cut through the field, and hence calculate a value for the strength of the magnetic field in the region between the magnetic poles.

[4 marks]

**Question 6**

The picture below shows a roller coaster passing upside down through a vertical loop of **diameter 18 m**.

- (a) Sketch and label the two forces acting on one of the passengers in the roller coaster as it passes through the top of the loop in the picture.

[2 marks]

- (b) As the roller coaster passes upside down through the top of the loop, the passenger experiences a reaction force that is equal to half of his normal weight. Determine the speed of the roller coaster as it passes through the top of the loop.

[3 marks]



Question 7

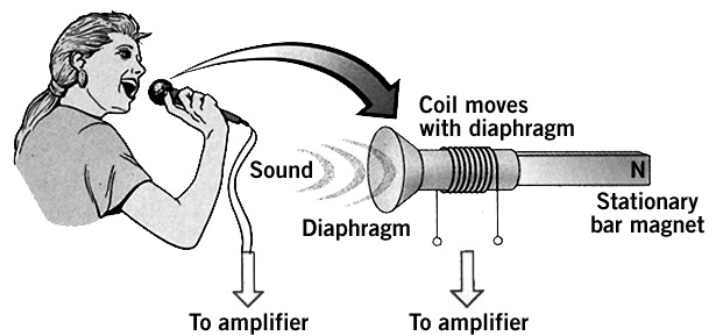
The acceleration due to gravity on the surface of the Moon is 1.6 m/s^2 . Using this value for acceleration due to gravity and the value for the radius of the Moon given in the formula sheet, determine the mass of the Moon.

[3 marks]

**Question 8**

The diagram shows the inner working of a simple microphone. Briefly explain how such a device can convert “sound” energy to “electrical” energy.


[4 marks]



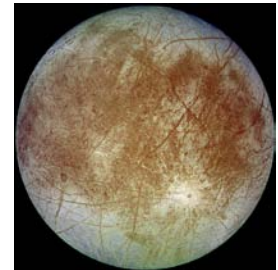
Question 9

Jupiter has four large moons, which are also known as the Galilean moons after their discoverer. The closest two to Jupiter of these moons are Io, which orbits with a radius of 422 000 km, and Europa, which has an orbital radius of 671 000 km. If Io takes 1.77 days to complete an orbit around Jupiter, calculate the orbital period of Europa.

[4 marks]



IO

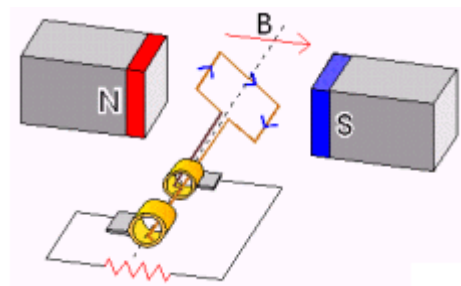


EUROPA

Question 10

The diagram shows a simple electric generator.

- (a) Show, or state, the direction of rotation necessary for the induced current to be in the direction shown. [1 mark]



- (b) Such a generator has an armature (rotating coil) that is square with sides of length 3.0 cm, consists of 200 turns, rotates at 20 revolutions per second and produces an average emf of 2.4 V. Find the magnetic field intensity present between the poles of the magnets.

[3 marks]

Question 11

A cylindrical stone column is free standing in an upright position as shown in the picture at right. The column is 2.8 m tall, of average diameter 70 cm and has a mass of 4.5 tonnes.

- (a) Is the column in stable equilibrium? Discuss.

[2 marks]



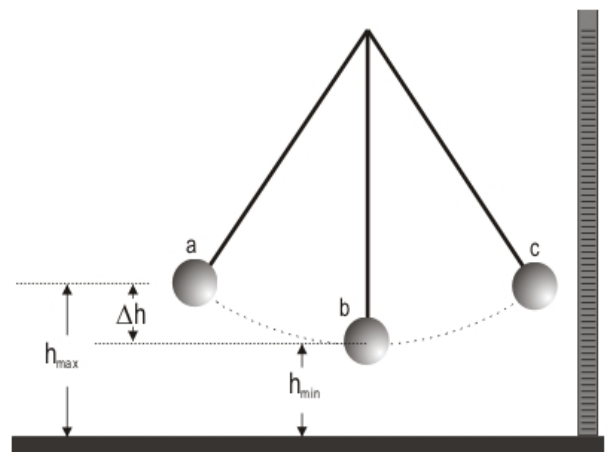
- (b) Estimate the minimum force needed to push over the column.

[3 marks]

Question 12

A simple pendulum consists of a ball of mass 85 g attached to a 60 cm long string. The ball is released from rest at position **a**, as shown in the diagram at right. Given that the value of Δh is 14 cm, calculate the tension in the string as the ball swings through position **b** (lowest point).

[4 marks]



Question 13

- (a) Two solenoids (coils) are placed a short distance apart as shown in the figure below. Sketch the magnetic field in the region between the two solenoids.

[2 marks]



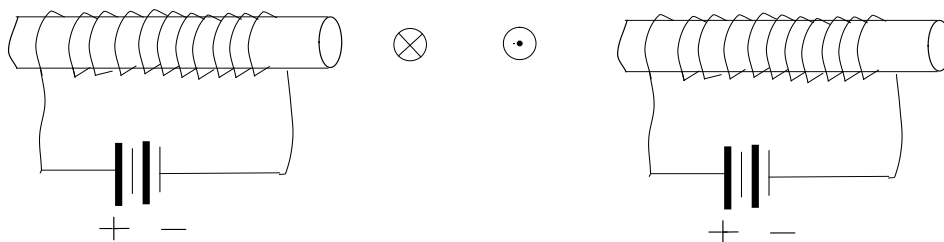
- (b) The figure below shows two current carrying wires, one carrying current into the page and one carrying current out of the page. Show the magnetic fields surrounding each of the wires. You do NOT need to show how the magnetic fields of the two wires would interact.

[2 marks]



- (c) Now sketch the **resultant** magnetic field, when the wires from part (b) are placed between the coils of part (a), in the figure below. Use your sketch to briefly explain the *electric motor principle*.

[3 marks]



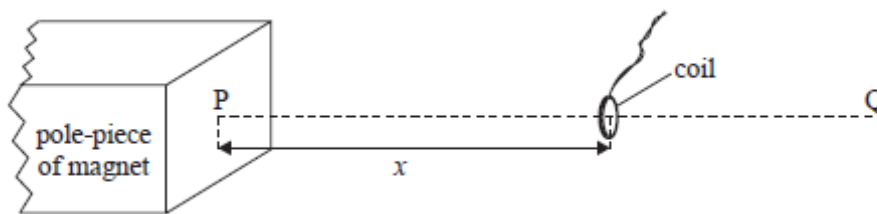
SECTION TWO: Problem Solving**90 marks**

This section has **six (6)** questions. Answer in the spaces provided.

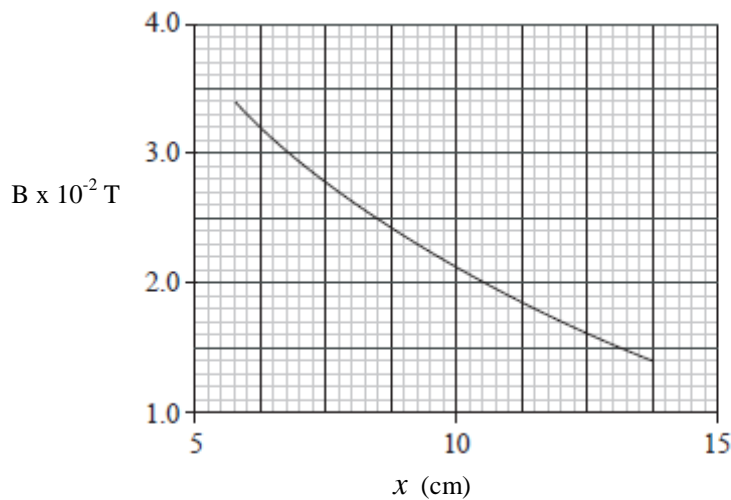
Suggested working time: 90 minutes.

Question 14 [14 marks]

A small circular coil of cross-sectional area $1.7 \times 10^{-4} \text{ m}^2$ contains 250 turns of wire. The coil is connected to a resistor (not shown in diagram). The plane of the coil is placed parallel to, and a distance x from, the pole of a magnet, as shown below.



PQ is a line that is normal to the pole. The variation with distance x along line PQ of the mean magnetic field strength B in the coil is shown below.



(a) When the coil is situated a distance 6.0 cm from the pole-piece of the magnet,

(i) state the average magnetic field strength in the coil.

[1 mark]

(ii) calculate the magnetic flux linkage through the coil.

[2 marks]

- (b) The coil is moved along PQ so that the distance x changes from 6.0 cm to 12.0 cm in a time of 0.35 s.
- (i) Show that the **change** in magnetic flux through the coil is approximately 3×10^{-6} Wb
[2 marks]

- (ii) Calculate the average emf induced in the coil during this time.
[2 marks]

- (iii) Explain why work has to be done to move the coil along the line PQ.
[3 marks]

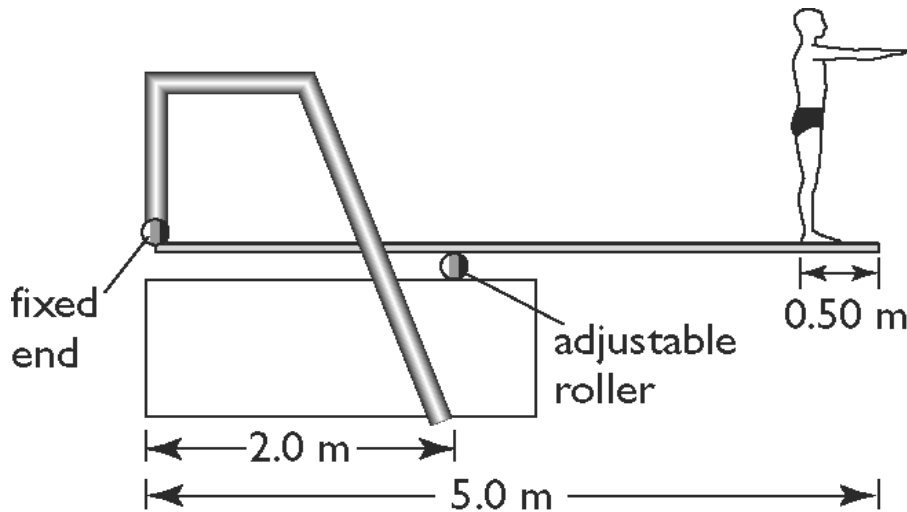
- (iv) The coil is again placed at the 6 cm mark and rotated about a vertical axis (perpendicular to PQ) at 1200 rpm. Sketch a graph of induced emf against time, including **appropriate scales** on the axes.



[4 marks]

Question 15 [15 marks]

A diving board consists of a 5.00 m long uniform plank that is fixed at one end and supported by an adjustable roller. The plank has a mass of 40.0 kg. Steve of mass 88.0 kg stands 0.500 m from the free end of the plank. The roller makes contact with the plank at a distance of 2.00m from the fixed end as shown in the diagram below.



- (a) On the diagram, mark in the direction and position of the forces acting on the plank. *[4 marks]*
- (b) What is the magnitude of the force that the roller exerts on the plank? *[4 marks]*

- (c) What is the magnitude and direction of the force acting on the fixed end of the plank?

[3 marks]

- (d) Write an expression for the force of the roller versus distance from the fixed end and use this to sketch a graph of force of the roller versus distance from the fixed end, putting in appropriate values calculated above.

[4 marks]



SEE NEXT PAGE

Question 16 [16 marks]

In a shotput event an athlete hurls a 4.5 kg shot, releasing the shot from a height of 2.2 m above the ground at an angle of 35° above the horizontal. The shot reaches a maximum height above the ground of 3.8 m during its trajectory.

- (a) Use the information about the maximum height reached by the shot to calculate the vertical component of its initial velocity.

[3 marks]



- (b) Find the initial speed of the shot and the horizontal component of its initial velocity. (if you have no answer from part a, use $u_v = 6.4$ m/s)

[2 marks]

- (c) Calculate the time of flight of the shot through the air.

[4 marks]

(d) How far horizontally does the shot put land from the release point?

[2 marks]

(e) Explain why releasing the shot at an angle of 35° above the horizontal gives a better range than releasing the shot at an angle of 45° above the horizontal.

[2 marks]

(f) Use energy considerations to calculate the speed of the shot when it hits the ground.

[3 marks]


Question 17 [14 marks]

A cyclist is riding around a velodrome on the banked curve section. The banking changes from an angle of 0.0° at the bottom to a maximum of 48.0° at the top.

- (a) On the diagram at right draw in the forces acting on the cyclist as they are moving in a horizontal circle with the bicycle normal to the track and no sideways friction acting (ignore any friction force of propulsion forwards).

Also show the resultant force with a dashed line. Label all forces

[3 marks]



- (b) Using a force diagram similar to that above derive the expression below for the situation where no sideways friction is necessary:

$$\tan(\theta) = v^2/rg$$

[4 marks]

- (c) If the radius of curvature is 20.0 m at the position shown and the cyclist of mass 75.0 kg is moving in a horizontal circle where the angle is 24.0° , then at what speed, in km/h, must the cyclist travel for there to be no sideways friction necessary?
[2 marks]
- (d) How long will it take the cyclist to travel around the semicircular end of the track at this speed? (if no value for speed from above use 50.0km/h)
[2 marks]
- (e) If the cyclist decides to tactically stop near the top of the curve where the slope is 48° then what friction force is required to stop them sliding down the slope?
[3 marks]

Question 18 [15 marks]

A manned spacecraft is in a circular orbit around the Earth, at an altitude where the gravitational attraction of the Earth is only 10% of the value it has at the surface of the Earth.

- (a) Calculate the altitude (height above the surface) of the spacecraft.

[4 marks]



- (b) The centripetal force required by the spacecraft to stay in orbit is provided by the gravitational attraction of the Earth. Derive the formula

$$\mathbf{v} = \sqrt{(\mathbf{GM}/\mathbf{r})}$$

where \mathbf{v} = orbital speed, \mathbf{G} = universal gravitational constant, \mathbf{M} = mass of the Earth and \mathbf{r} = orbital radius.

[3 marks]

- (c) Calculate the speed of the spacecraft in this orbit.

[2 marks]

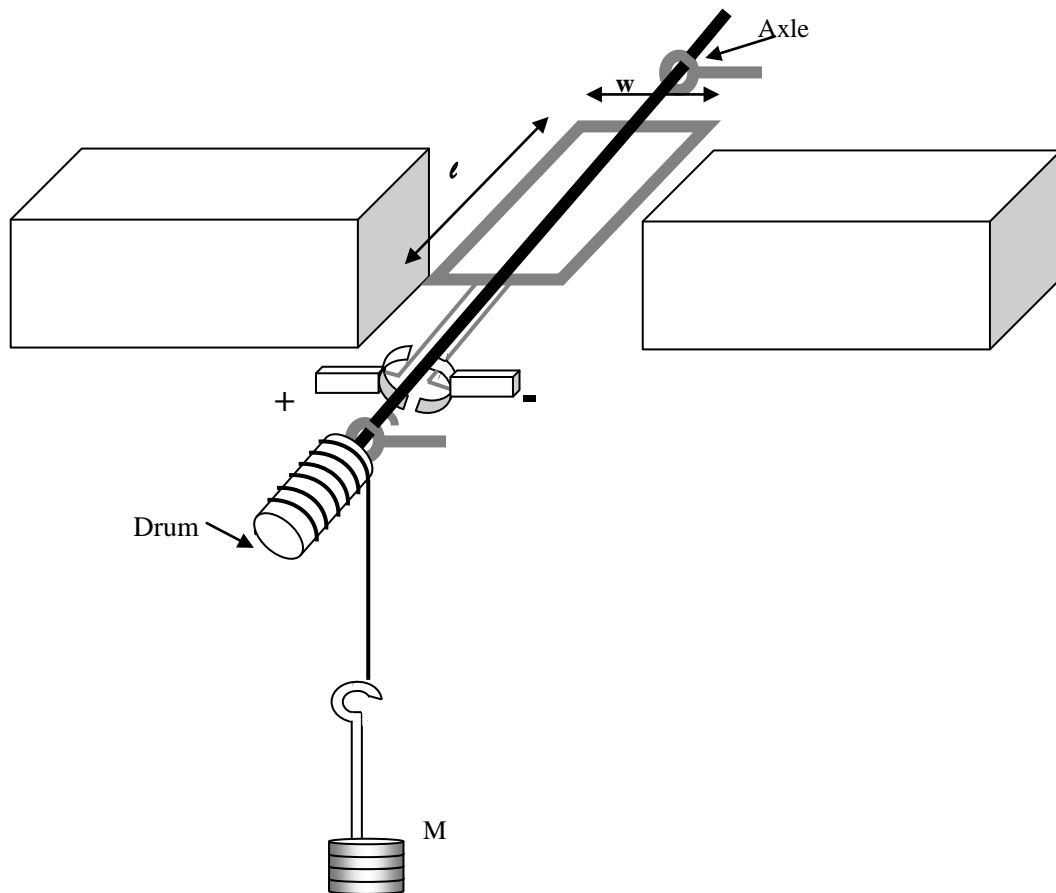
- (d) Determine the orbital period of the spacecraft.

[2 marks]

- (e) Astronauts aboard the spacecraft drift around freely through the interior of the craft. Are they weightless? Discuss.

[4 marks]



Question 19 [16 marks]

The diagram above shows a DC electric motor that is designed to lift the masses M upwards.

- (a) Draw in the north and south poles of the magnets so that the motor turns in the correct direction.

[1 mark]

- (b) The important data related to the motor are shown below:

Length of coil (l) = 12.0 cm
 Width of coil (w) = 5.60 cm
 Number of turns = 150
 Coil resistance = 1.85Ω

Voltage of battery connected = 12.0 V
 Flux density of magnet = $1.25 \times 10^{-2} \text{ T}$
 Drum diameter = 4.20 cm

Use these values to calculate the maximum torque available from this motor.

[4 marks]

- (c) The torque available from a simple motor like this varies over one complete rotation of the motor. Explain why this is so and indicate in which positions a maximum and minimum occur.

[3 marks]

- (d) Assuming that the effective torque available from the motor is 70% of the maximum. Calculate the maximum mass that it would be capable of lifting (if you were not able to calculate the motor torque from the previous question take the value as 8.0×10^{-2} Nm).

[3 marks]

Question 19 continued

- (e) An ammeter is connected to the motor to measure the current in the circuit. It is noticed that without the load attached the current in the circuit is much less than when the motor is used to lift the load. Explain why the current increases when the load is attached.

[2 marks]

- (f) Even when there is no load attached the motor will increase its rotational speed up to a maximum value which is well below that due to frictional forces of air and moving parts. Explain why the motor will have a maximum speed even if there is no friction.

[3marks]

SECTION THREE: Comprehension**36 marks**

This section has **two (2)** questions. Answer in the spaces provided.

Suggested working time: 40 minutes.

Question 20 [18 marks]**LAUNCHING A NEW ERA IN ROLLER COASTERS****Paragraph 1**

The evolution of roller coaster materials and technology can be witnessed at Cedar Point, in Sandusky, Ohio. Its offerings include wooden coasters, such as the Blue Streak, dating back to 1964, and steel giants such as the Millennium Force, which opened in 2000 at 94 metres high with a maximum speed of 150 km/h. The Millennium Force, built for \$25 million, was the 2001 Amusement Today winner in the Best Steel Coaster category (Figure 1).



Figure 1: Millennium Force Roller Coaster

Paragraph 2

Monty Jasper, with a master's degree in mechanical engineering, said he has watched the amusement industry evolve dramatically since he began work in this business as a ride operator in 1973. "From a materials standpoint, there are lighter, less expensive, stronger steels today than there were years ago," Jasper said. Some of the newest magnetic braking systems on roller coasters are equipped with aluminium alloy brake fins.

Paragraph 3

The braking systems themselves offer a safer, smoother ride experience. As recently as the 1970s, all roller coasters were built with mechanical brakes that needed to be manually adjusted and that could malfunction in bad weather. "If it rained that day they wouldn't run a ride," Jasper said.

Paragraph 4

The newest magnetic braking systems offer numerous benefits over the old, mechanical brakes: They have no moving parts, require no control system, have no contact surfaces, and thus, no wear and tear resulting from friction, according to Magnetar Technologies Corporation, which markets Soft Stop Brakes to roller coaster manufacturers. The brakes operate with a copper alloy fin (chosen for its strength over aluminium alloys) mounted on the roller coaster. The fin travels between two parallel rows of high-strength magnets. As the train rolls through the magnets, they bring it to a smooth, gradual stop. The magnetic brakes can be placed at points along a roller coaster track to slow the train down as needed. The result, said Ed Pribonic, president of the company, is a passive system that can operate in any weather, even if ice or grease is on the track or fin. Magnetar has just installed the brakes on two roller coasters in Kennywood Park in Pittsburgh, Pennsylvania. One set went onto the Phantom's Revenge, a steel coaster that opened in 2001, and the other onto the Jack Rabbit, a wooden coaster dating back to 1922 (Figures 2a and 2b). Until now, the Jack Rabbit operated with its original skid brakes, Pribonic said. Skid brakes involve two long blocks of wood built into the floor of the station. When the ride operator pulls a lever, the blocks are raised, sliding over plates of steel along the bottom of the car and dragging it to a stop.

Paragraph 5

Magnets are also being used on new thrill rides as a launch system. Using a linear induction motor, Cedar Point's new Wicked Twister will accelerate riders through the coaster's station to a maximum speed of 116 km/h in 2.5 seconds (Figure 3). The launch system, which is growing more popular in thrill rides and roller coasters, replaces the traditional lift chain that pulls roller coaster cars up a hill and releases them, allowing gravity to provide the energy necessary for the coaster to complete the track circuit. The Wicked Twister, which opens this month, will send its passengers up a 66 meter tall twisting steel tower.

Paragraph 6

The ride is propelled as a copper alloy fin passes through coils on the track. "When we get ready to fire, we press a button and an electronic current energises the coils, projects a magnetic field between them and the copper alloy fin is in between," Jasper said. The fin is pushed forward to the next set of coils, and so on, picking up momentum along the way. The system, which also involves magnetic brakes, is energy intensive, Jasper said.

Paragraph 7

"Let me put it this way: We're using such a massive jolt of electricity to operate Wicked Twister that it would be enough to power 550 average sized houses," he said. Other launch systems are achieving similar results, such as linear synchronous motors or compressed air systems, reportedly taking passengers from 0 to 129 km/h in 1.5 seconds.

Paragraph 8

Without a doubt, materials-driven technologies such as magnetic brakes and high-powered launch systems have taken the roller coaster competition to new heights. Pribonic, who has worked in this business for more than 20 years, believes materials are going to have to improve to keep up with the increasing demands of high-intensity rides. "Materials, by and large, haven't changed," he said. Although rides are towering higher and moving faster than ever, old, familiar, and somewhat mild steel, grade A-36 or higher, remains the preferred material for roller coaster structures. Better options would be high-strength steel alloys, titanium, or even advanced fibres, to fill the need for high-strength materials for roller coaster structures.




Figure 2. (a-top) Magnetic brakes installed in 2002 on the Jack Rabbit . (b-bottom) Magnetic brakes also were installed in [Kennywood's](#) newest coaster.



Figure 3: Wicked Twister under construction.

- (a) What are two disadvantages of traditional *mechanical brakes* on roller coasters? (paragraphs 2 and 3).
[2 marks]

- (b) Explain the operation of “Soft Stop Brakes” (paragraph 4). Be sure to refer to Physics that you have learnt this year to explain their operation.
[3 marks]

- (c) What happens to the kinetic energy of the roller coaster as it is stopped by the magnetic brakes?
[2 marks]

- (d) The brakes operate with a copper alloy (paragraph 4), because of its strength, compared to aluminium. Why do you think the manufacturers don't use an even stronger alloy such as titanium steel?

[2 marks]

- (e) The new magnetic launch system is discussed in paragraphs 5-7. Explain why the copper alloy fin is pushed forward to the next set of coils.

[2 marks]

- (f) The *Wicked Twister*, when full of passengers, has a mass of 5,550 kg. Using this fact and the data in paragraph 5, find the force applied by the magnetic launch system while the coaster is accelerated through the station.

[3 marks]

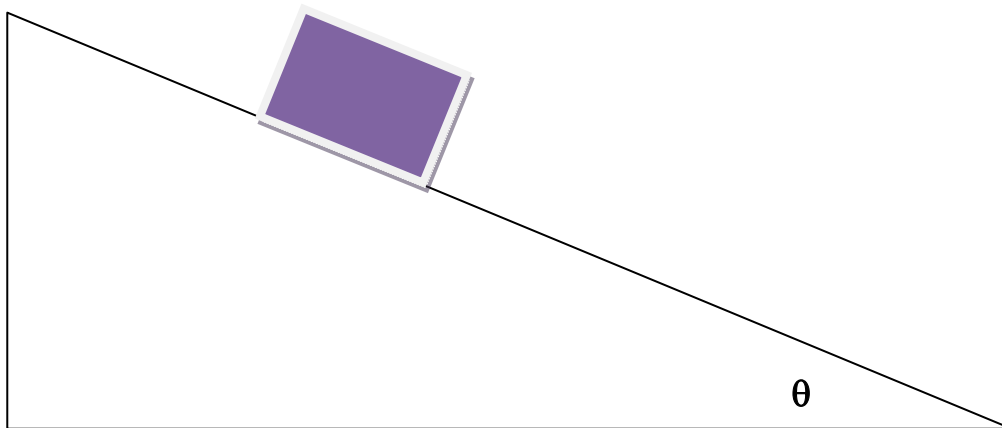
- (g) If the magnetic launching system operates on a voltage of 3200 V, find the size of the current drawn by the magnetic launch system while the coaster is accelerated through the station. State any assumptions that you need to make.

[4 marks]

Question 21 [18 marks]

A student decides to investigate the relationship between the velocity of an object down a slope and the distance that it has slid. The student knows that friction is important and that there are two coefficients of friction; static, μ_s (when the object is stationary) and kinetic, μ_k (when the object is moving). The force of friction, F_{fr} , is given by: $F_{fr} = \mu N$, where μ is the coefficient of friction (static or kinetic depending on whether it is stationary or moving) and N is the normal force. The value for μ_s is found from the minimum force required to just get the object moving.

The student uses a sensor to record the velocity down a 30.0° slope at various distances once the object is sliding. These are recorded in the table below.



Velocity v (m/s)	0.65	0.80	0.90	1.10	1.35	1.48	1.80
Displacement s (m)	0.050	0.100	0.150	0.250	0.400	0.500	0.750

It is expected that the relationship down the slope should follow the equation of motion:

$$v^2 = u^2 + 2as$$

where u is the initial velocity and a is the acceleration down the slope.

The student decides to plot v^2 against s to verify that the object obeys this relationship.

- (a) Record values of v^2 in the table above.


[2 marks]

- (b) Explain why v^2 is plotted against s .

[2 marks]

- (c) Plot v^2 against S on the graph paper below.

[4 marks]



- (d) Calculate the gradient of the graph with appropriate units.

[3 marks]

- (e) Use the graph and gradient to determine the acceleration down the slope and the initial velocity at zero displacement.

[3 marks]

By considering energy changes the student derives a formula that takes into account friction, which is given below:

$$v^2 = u^2 + 2gs(\sin(\theta) - \mu_k \cos(\theta))$$

where g is the acceleration due to gravity (9.80 m/s^2) and θ is the angle of the slope.

- (f) Use the gradient value obtained earlier (if no value from earlier use 2.2) to determine μ_k for the slope at 30.0° .

[2 marks]

- (g) Explain how the equipment could be used to determine the maximum coefficient of static friction.

[2 marks]

END OF PAPER

